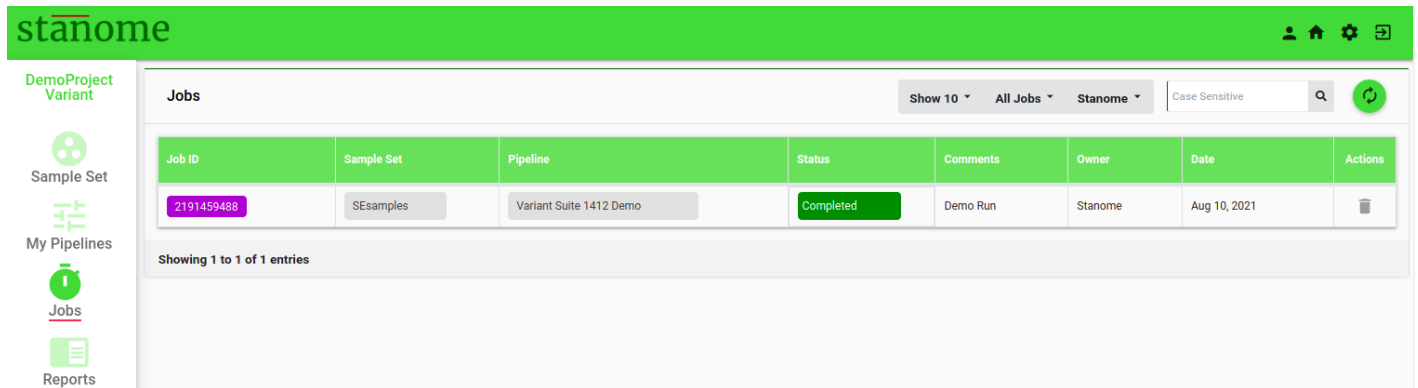




Jobs

Completed or unfinished pipeline runs are listed in the jobs table on the **Jobs** window (Fig. 1).



The screenshot shows the Stanome interface. On the left is a sidebar with icons for DemoProject Variant, Sample Set, My Pipelines, Jobs (highlighted), and Reports. The main area is titled 'Jobs' and contains a table with one entry. Above the table are filters: 'Show 10', 'All Jobs', 'Stanome', and a search bar with 'Case Sensitive' and a refresh icon. Below the table, it says 'Showing 1 to 1 of 1 entries'.

Job ID	Sample Set	Pipeline	Status	Comments	Owner	Date	Actions
2191459488	SEsamples	Variant Suite 1412 Demo	Completed	Demo Run	Stanome	Aug 10, 2021	

- Click on the jobID to access job details.
- Overview tab lists details of Pipeline run i.e. Job ID, pipeline name and sample set, start and end time of execution, and status.
- Sample Deep-dive (Fig. 2) lists all the sample names.
- Click one sample to check the status or log files for that sample.
- Click the  icon on the upper right corner of the jobs details window, to delete the job.
- Stanome generates a consolidated report for each job. The report can be accessed directly by clicking the ReportID on the job details page or through the **Reports** section from the left-hand menu.

DemoProject
Variant


Sample Set


My Pipelines


Jobs


Reports


Projects

Jobs : 2191459488 , Demo Run



Job ID	Pipeline	Sample Set *	Report ID
2191459488	Variant Suite 1412 Demo	SEsamples	6200441672

Executed on	Completed on	Status	Comments
10/Aug/21 9:26 AM	10/Aug/21 9:43 AM	Completed	Demo Run

4 Completed
0 Failed
0 Running
0 Pending

tomato1	tomato2	tomato3	tomato4
---------	---------	---------	---------

Revision #2

Created 28 January 2022 07:36:07 by Kshama

Updated 2 March 2022 17:36:52 by Kshama