

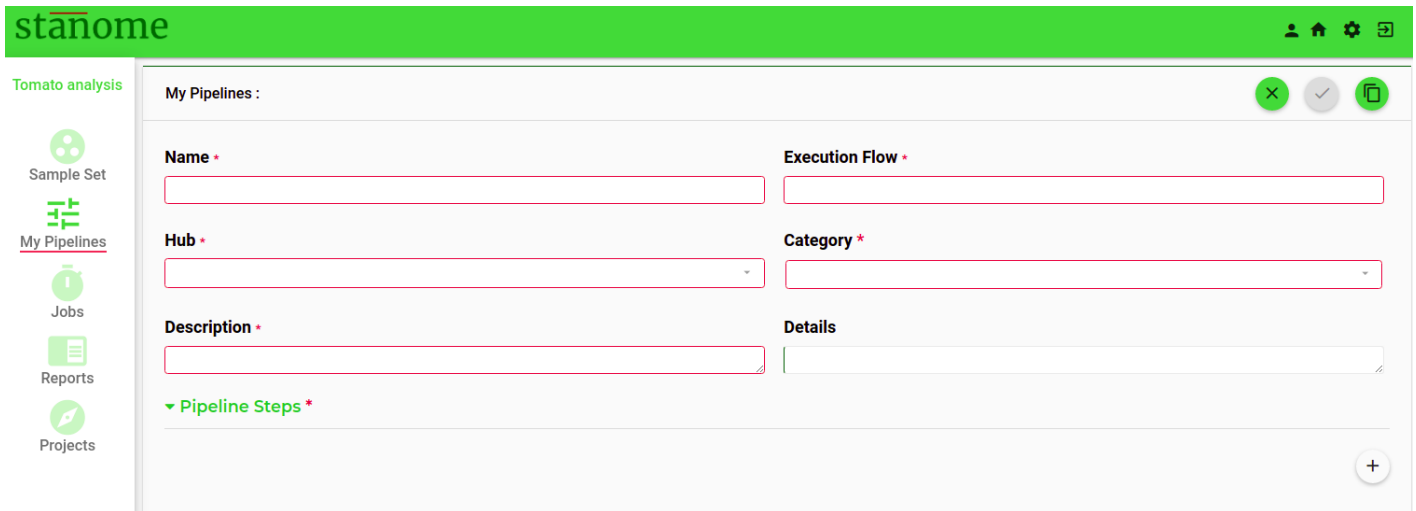




Pipeline Creation

The new pipeline creation window is accessed from two locations. Either click  on the project window or click  on the **My Pipelines** window to create a new pipeline (Fig. 1).



The new pipeline creation window displays three icons in the upper right corner.

 Exit out of the pipeline creation without saving.

 Save the pipeline.

 Copy pipeline.

New pipelines can be added to a project in three ways.

- Copying pre-configured pipelines
- Creating *de novo*
- Favorite pipeline

Revision #2

Created 27 January 2022 04:44:25 by Kshama

Updated 25 February 2022 09:48:22 by Kshama